





Conectores Industriales y Automotrices STROBBE®




600.030 - ESPIGA MACHO NPT - MANGUERA DE SUCCIÓN Y DESCARGA



	R 		L1	L		
Código	M. NPT	Espiga	L. Espiga	Long	Pzas/caja	
600.030.0808	1/2"	1/2" - 14	1/2"	30.0	74.5	100
600.030.1212	3/4"	3/4" - 14	3/4"	33.0	76.0	60
600.030.1616	1"	1" - 11 1/2	1"	36.0	86.0	40
600.030.2020	1 1/4"	1 1/4" - 11 1/2	1 1/4"	36.0	91.0	20
600.030.2424	1 1/2"	1 1/2" - 11 1/2	1 1/2"	42.5	99.0	20
600.030.3232	2"	2" - 11 1/2	2"	51.5	118.0	20
600.030.4040	2 1/2"	2 1/2" - 8	2 1/2"	62.0	143.0	10
600.030.4848	3"	3" - 8	3"	68.0	150.0	8
600.030.6464	4"	4" - 8	4"	94.5	182.5	8
600.030.9696	6"	6" - 8	6"	128.0	250.0	2

600.032 - UNIÓN - MANGUERA DE SUCCIÓN Y DESCARGA





		L1	L	
Código	Espiga	L. Espiga	Long	Pzas/caja
600.032.1616	1"	43.0	100.0	30
600.032.2020	1 1/4"	44.0	100.0	20
600.032.2424	1 1/2"	44.0	101.0	15
600.032.3232	2"	46.0	111.0	10
600.032.4848	3"	60.0	146.0	8
600.032.6464	4"	70.0	171.0	4

600.242 - ABRAZADERA 2 PERNOS

Ref. DIN 20039 A



	Abrazadera		
Código	Medida	Rango	Pzas/caja
600.242.0022	3/8"	17 - 22 mm	50
600.242.0029	1/2"	22 - 29 mm	40
600.242.0034	3/4"	28 - 34 mm	40
600.242.0040	1"	32 - 40 mm	40
600.242.0049	1 1/4"	39 - 49 mm	20
600.242.0060	1 1/2"	48 - 60 mm	20
600.242.0076	2"	60 - 76 mm	20
600.242.0094	2 1/2"	77 - 94 mm	20
600.242.0115	3"	94 - 115 mm	15
600.242.0145	3 1/2"	115 - 145 mm	6