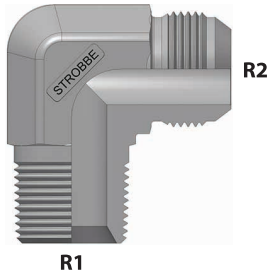






Adaptadores JIC - O-ring Boss STROBBE®

32.10.20 - ADAPTADOR A 90° MACHO NPT - MACHO JIC


Ref. SAE 070202







	R1 		R2 		
	Código	M. NPT	M. JIC	Pzas/caja	
32.10.20.0204	1/8"	1/8" - 27	1/4"	7/16" - 20	50
32.10.20.0206	1/8"	1/8" - 27	3/8"	9/16" - 18	20
32.10.20.0404	1/4"	1/4" - 18	1/4"	7/16" - 20	50
32.10.20.0405	1/4"	1/4" - 18	5/16"	1/2" - 20	20
32.10.20.0406	1/4"	1/4" - 18	3/8"	9/16" - 18	50
32.10.20.0408	1/4"	1/4" - 18	1/2"	3/4" - 16	20
32.10.20.0604	3/8"	3/8" - 18	1/4"	7/16" - 20	20
32.10.20.0606	3/8"	3/8" - 18	3/8"	9/16" - 18	50
32.10.20.0608	3/8"	3/8" - 18	1/2"	3/4" - 16	50
32.10.20.0806	1/2"	1/2" - 14	3/8"	9/16" - 18	20
32.10.20.0808	1/2"	1/2" - 14	1/2"	3/4" - 16	50
32.10.20.0810	1/2"	1/2" - 14	5/8"	7/8" - 14	20
32.10.20.0812	1/2"	1/2" - 14	3/4"	1 1/16" - 12	20
32.10.20.1208	3/4"	3/4" - 14	1/2"	3/4" - 16	20
32.10.20.1210	3/4"	3/4" - 14	5/8"	7/8" - 14	20
32.10.20.1212	3/4"	3/4" - 14	3/4"	1 1/16" - 12	50
32.10.20.1216	3/4"	3/4" - 14	1"	1 5/16" - 12	20
32.10.20.1612	1"	1" - 11 1/2	3/4"	1 1/16" - 12	20
32.10.20.1616	1"	1" - 11 1/2	1"	1 5/16" - 12	50
32.10.20.2016	1 1/4"	1 1/4" - 11 1/2	1"	1 5/16" - 12	5
32.10.20.2020	1 1/4"	1 1/4" - 11 1/2	1 1/4"	1 5/8" - 12	10
32.10.20.2424	1 1/2"	1 1/2" - 11 1/2	1 1/2"	1 7/8" - 12	5
32.10.20.3232	2"	2" - 11 1/2	2"	2 1/2" - 12	5

30.20.20 - ADAPTADOR MACHO JIC - MACHO JIC

Ref. SAE 070101



	R1 		R2 		
	Código	M. JIC	M. JIC	Pzas/caja	
30.20.20.0404	1/4"	7/16" - 20	1/4"	7/16" - 20	100
30.20.20.0505	5/16"	1/2" - 20	5/16"	1/2" - 20	50
30.20.20.0604	3/8"	9/16" - 18	1/4"	7/16" - 20	50
30.20.20.0606	3/8"	9/16" - 18	3/8"	9/16" - 18	100
30.20.20.0806	1/2"	3/4" - 16	3/8"	9/16" - 18	50
30.20.20.0808	1/2"	3/4" - 16	1/2"	3/4" - 16	100
30.20.20.1008	5/8"	7/8" - 14	1/2"	3/4" - 16	50
30.20.20.1010	5/8"	7/8" - 14	5/8"	7/8" - 14	100
30.20.20.1208	3/4"	1 1/16" - 12	1/2"	3/4" - 16	20
30.20.20.1210	3/4"	1 1/16" - 12	5/8"	7/8" - 14	20
30.20.20.1212	3/4"	1 1/16" - 12	3/4"	1 1/16" - 12	50
30.20.20.1610	1"	1 5/16" - 12	5/8"	7/8" - 14	20
30.20.20.1612	1"	1 5/16" - 12	3/4"	1 1/16" - 12	20
30.20.20.1616	1"	1 5/16" - 12	1"	1 5/16" - 12	50
30.20.20.2016	1 1/4"	1 5/8" - 12	1"	1 5/16" - 12	10
30.20.20.2020	1 1/4"	1 5/8" - 12	1 1/4"	1 5/8" - 12	20
30.20.20.2424	1 1/2"	1 7/8" - 12	1 1/2"	1 7/8" - 12	10
30.20.20.3224	2"	2 1/2" - 12	1 1/2"	1 7/8" - 12	5
30.20.20.3232	2"	2 1/2" - 12	2"	2 1/2" - 12	10