






30.63.20 - ADAPTADOR PUERTO MÉTRICO - MACHO JIC


Incluye O-ring de Nitrilo







	R1 	R2 			
	Código	Puerto Métrico	M. JIC		
30.63.20.1004	M10 - 1.0	1/4"	7/16" - 20	20	
30.63.20.1006	M10 - 1.0	3/8"	9/16" - 18	20	Nuevo
30.63.20.1204	M12 - 1.5	1/4"	7/16" - 20	20	
30.63.20.1205	M12 - 1.5	5/16"	1/2" - 20	20	
30.63.20.1206	M12 - 1.5	3/8"	9/16" - 18	20	
30.63.20.1208	M12 - 1.5	1/2"	3/4" - 16	20	Nuevo
30.63.20.1404	M14 - 1.5	1/4"	7/16" - 20	20	Nuevo
30.63.20.1406	M14 - 1.5	3/8"	9/16" - 18	20	
30.63.20.1408	M14 - 1.5	1/2"	3/4" - 16	20	Nuevo
30.63.20.1606	M16 - 1.5	3/8"	9/16" - 18	20	
30.63.20.1608	M16 - 1.5	1/2"	3/4" - 16	20	
30.63.20.1806	M18 - 1.5	3/8"	9/16" - 18	20	Nuevo
30.63.20.1808	M18 - 1.5	1/2"	3/4" - 16	20	
30.63.20.2006	M20 - 1.5	3/8"	9/16" - 18	20	Nuevo
30.63.20.2008	M20 - 1.5	1/2"	3/4" - 16	20	
30.63.20.2010	M20 - 1.5	5/8"	7/8" - 14	20	Nuevo
30.63.20.2208	M22 - 1.5	1/2"	3/4" - 16	20	Nuevo
30.63.20.2210	M22 - 1.5	5/8"	7/8" - 14	20	
30.63.20.2612	M26 - 1.5	3/4"	1 1/16" - 12	20	
30.63.20.2712	M27 - 2.0	3/4"	1 1/16" - 12	20	
30.63.20.3316	M33 - 2.0	1"	1 5/16" - 12	20	
30.63.20.4220	M42 - 2.0	1 1/4"	1 5/8" - 12	10	
30.63.20.4824	M48 - 2.0	1 1/2"	1 7/8" - 12	10	Nuevo

32.63.20 - ADAPTADOR A 90° PUERTO MÉTRICO - MACHO JIC

Incluye O-ring de Nitrilo



	R1 	R2 			
	Código	Puerto Métrico	M. JIC		
32.63.20.1004	M10 - 1.0	1/4"	7/16" - 20	20	Nuevo
32.63.20.1204	M12 - 1.5	1/4"	7/16" - 20	20	Nuevo
32.63.20.1206	M12 - 1.5	3/8"	9/16" - 18	20	Nuevo
32.63.20.1406	M14 - 1.5	3/8"	9/16" - 18	20	Nuevo
32.63.20.1606	M16 - 1.5	3/8"	9/16" - 18	20	Nuevo
32.63.20.1608	M16 - 1.5	1/2"	3/4" - 16	20	Nuevo
32.63.20.1808	M18 - 1.5	1/2"	3/4" - 16	20	Nuevo
32.63.20.2008	M20 - 1.5	1/2"	3/4" - 16	20	Nuevo
32.63.20.2210	M22 - 1.5	5/8"	7/8" - 14	20	Nuevo
32.63.20.2610	M26 - 1.5	5/8"	7/8" - 14	20	Nuevo
32.63.20.2612	M26 - 1.5	3/4"	1 1/16" - 12	20	Nuevo
32.63.20.3316	M33 - 2.0	1"	1 5/16" - 12	20	Nuevo
32.63.20.4220	M42 - 2.0	1 1/4"	1 5/8" - 12	10	Nuevo