






Adaptadores Asiento Plano STROBBE®

30.10.30 - ADAPTADOR MACHO NPT - MACHO A. PLANO

Ref. SAE 520102 | Incluye O-ring de Nitrilo







	R1 	R2 		
Código	M. NPT	M. A. Plano	Pzas/caja	
30.10.30.0204	1/8"	1/8" - 27	1/4" 9/16" - 18	20
30.10.30.0404	1/4"	1/4" - 18	1/4" 9/16" - 18	20
30.10.30.0606	3/8"	3/8" - 18	3/8" 11/16" - 16	20
30.10.30.0608	3/8"	3/8" - 18	1/2" 13/16" - 16	20
30.10.30.0808	1/2"	1/2" - 14	1/2" 13/16" - 16	20
30.10.30.0810	1/2"	1/2" - 14	5/8" 1" - 14	20
30.10.30.1212	3/4"	3/4" - 14	3/4" 1 3/16" - 12	20
30.10.30.1616	1"	1" - 11 1/2	1" 1 7/16" - 12	20

Nuevo

30.21.30 - ADAPTADOR MACHO O-RING BOSS - A. PLANO

Ref. SAE 520102 | Incluye O-ring de Nitrilo



	R1 	R2 		
Código	M. O-ring Boss	M. A. Plano	Pzas/caja	
30.21.30.0404	1/4"	7/16" - 20	1/4" 9/16" - 18	20
30.21.30.0406	1/4"	7/16" - 20	3/8" 11/16" - 16	20
30.21.30.0604	3/8"	9/16" - 18	1/4" 9/16" - 18	20
30.21.30.0606	3/8"	9/16" - 18	3/8" 11/16" - 16	20
30.21.30.0608	3/8"	9/16" - 18	1/2" 13/16" - 16	20
30.21.30.0806	1/2"	3/4" - 16	3/8" 11/16" - 16	20
30.21.30.0808	1/2"	3/4" - 16	1/2" 13/16" - 16	20
30.21.30.0810	1/2"	3/4" - 16	5/8" 1" - 14	20
30.21.30.0812	1/2"	3/4" - 16	3/4" 1 3/16" - 12	20
30.21.30.1006	5/8"	7/8" - 14	3/8" 11/16" - 16	20
30.21.30.1008	5/8"	7/8" - 14	1/2" 13/16" - 16	20
30.21.30.1010	5/8"	7/8" - 14	5/8" 1" - 14	20
30.21.30.1012	5/8"	7/8" - 14	3/4" 1 3/16" - 12	20
30.21.30.1210	3/4"	1 1/16" - 12	5/8" 1" - 14	20
30.21.30.1212	3/4"	1 1/16" - 12	3/4" 1 3/16" - 12	20
30.21.30.1216	3/4"	1 1/16" - 12	1" 1 7/16" - 12	20
30.21.30.1612	1"	1 5/16" - 12	3/4" 1 3/16" - 12	20
30.21.30.1616	1"	1 5/16" - 12	1" 1 7/16" - 12	20
30.21.30.1620	1"	1 5/16" - 12	1 1/4" 1 11/16" - 12	10
30.21.30.2016	1 1/4"	1 5/8" - 12	1" 1 7/16" - 12	10
30.21.30.2020	1 1/4"	1 5/8" - 12	1 1/4" 1 11/16" - 12	10
30.21.30.2424	1 1/2"	1 7/8" - 12	1 1/2" 2" - 12	10

Nuevo

Nuevo