














**240.126 - PRE. SPIRALFIT® A 90° HEMBRA G. JIC**



	R 		C	L			
Código	H. G. JIC	Espiga	Manguera	Cut off	Long	Pzas/caja	
240.126.1212	3/4"	1 1/16" - 12	3/4"	4SH/R13/R15	57.4	47.9	10
240.126.1616	1"	1 5/16" - 12	1"	4SH/R13/R15	74.1	56.1	10
240.126.2020	1 1/4"	1 5/8" - 12	1 1/4"	4SH/R13/R15	94.0	78.5	5





**240.211 - PRE. SPIRALFIT® HEMBRA G. ASIENTO PLANO**


	R 		C	L			
Código	H. G. A. Plano	Espiga	Manguera	Cut off	Long	Pzas/caja	
240.211.1212	3/4"	1 3/16" - 12	3/4"	4SH/R13/R15	46.0	98.0	10
240.211.1616	1"	1 7/16" - 12	1"	4SH/R13/R15	52.0	107.0	10
240.211.2020	1 1/4"	1 11/16" - 12	1 1/4"	4SH/R13/R15	57.0	125.0	5
240.211.2424	1 1/2"	2" - 12	1 1/2"	4SH/R13/R15	66.0	157.0	5

**240.213 - PRE. SPIRALFIT® A 45° HEMBRA G. ASIENTO PLANO**


	R 		C	D			
Código	H. G. A. Plano	Espiga	Manguera	Cut off	Drop	Pzas/caja	
240.213.1212	3/4"	1 3/16" - 12	3/4"	4SH/R13/R15	62.5	21.1	5
240.213.1616	1"	1 7/16" - 12	1"	4SH/R13/R15	76.7	24.3	5
240.213.2020	1 1/4"	1 11/16" - 12	1 1/4"	4SH/R13/R15	90.3	26.6	5

**240.216 - PRE. SPIRALFIT® A 90° HEMBRA G. ASIENTO PLANO**


	R 		C	D			
Código	H. G. A. Plano	Espiga	Manguera	Cut off	Drop	Pzas/caja	
240.216.1212	3/4"	1 3/16" - 12	3/4"	4SH/R13/R15	57.4	47.9	10
240.216.1612	1"	1 7/16" - 12	3/4"	4SH/R13/R15	59.4	48.4	10
240.216.1616	1"	1 7/16" - 12	1"	4SH/R13/R15	74.1	56.1	10
240.216.2020	1 1/4"	1 11/16" - 12	1 1/4"	4SH/R13/R15	90.0	64.0	5
240.216.2424	1 1/2"	2" - 12	1 1/2"	4SH/R13/R15	109.0	81.5	5