











**223.626 - PRE. XTRAFIT® A 90° HEMBRA G. BSPO**

Incluye O-ring de Nitrilo




|  | R  |  |          | C                | D    |  |    |
|-----------------------------------------------------------------------------------|-------------------------------------------------------------------------------------|------------------------------------------------------------------------------------|----------|------------------|------|-------------------------------------------------------------------------------------|----|
| Código                                                                            | H. G. BSPO                                                                          | Espiga                                                                             | Manguera | Cut off          | Drop | Pzas/caja                                                                           |    |
| 223.626.0404                                                                      | 1/4"                                                                                | 1/4" - 19                                                                          | 1/4"     | R2AT             | 27.7 | 28.2                                                                                | 20 |
| 223.626.0606                                                                      | 3/8"                                                                                | 3/8" - 19                                                                          | 3/8"     | R2AT/R12/4SP     | 32.0 | 34.0                                                                                | 20 |
| 223.626.0808                                                                      | 1/2"                                                                                | 1/2" - 14                                                                          | 1/2"     | R2AT/R12/4SP     | 37.4 | 40.9                                                                                | 20 |
| 223.626.1010                                                                      | 5/8"                                                                                | 5/8" - 14                                                                          | 5/8"     | R2AT/R12/4SP/4SH | 44.0 | 51.0                                                                                | 10 |
| 223.626.1212                                                                      | 3/4"                                                                                | 3/4" - 14                                                                          | 3/4"     | R2AT/R12/4SP/4SH | 57.9 | 57.9                                                                                | 20 |
| 223.626.1616                                                                      | 1"                                                                                  | 1" - 11                                                                            | 1"       | R2AT/R12/4SP/4SH | 74.1 | 70.1                                                                                | 20 |





**223.851 - PRE. XTRAFIT® HEMBRA G. KOMATSU**


|  | R  |  |                  | C       | L     |  |
|-----------------------------------------------------------------------------------|-------------------------------------------------------------------------------------|------------------------------------------------------------------------------------|------------------|---------|-------|-------------------------------------------------------------------------------------|
| Código                                                                            | H. G. Komatsu                                                                       | Espiga                                                                             | Manguera         | Cut off | Long  | Pzas/caja                                                                           |
| 223.851.1404                                                                      | M14 x 1.5                                                                           | 1/4"                                                                               | R2AT             | 21.5    | 46.5  | 20                                                                                  |
| 223.851.1606                                                                      | M16 x 1.5                                                                           | 3/8"                                                                               | R2AT/R12/4SP     | 23.0    | 49.0  | 20                                                                                  |
| 223.851.1806                                                                      | M18 x 1.5                                                                           | 3/8"                                                                               | R2AT/R12/4SP     | 23.0    | 49.0  | 20                                                                                  |
| 223.851.2208                                                                      | M22 x 1.5                                                                           | 1/2"                                                                               | R2AT/R12/4SP     | 25.5    | 61.5  | 20                                                                                  |
| 223.851.2410                                                                      | M24 x 1.5                                                                           | 5/8"                                                                               | R2AT/R12/4SP/4SH | 26.5    | 64.5  | 20                                                                                  |
| 223.851.3012                                                                      | M30 x 1.5                                                                           | 3/4"                                                                               | R2AT/R12/4SP/4SH | 30.0    | 73.5  | 20                                                                                  |
| 223.851.3316                                                                      | M33 x 1.5                                                                           | 1"                                                                                 | R2AT/R12/4SP/4SH | 35.5    | 87.5  | 10                                                                                  |
| 223.851.3620                                                                      | M36 x 1.5                                                                           | 1 1/4"                                                                             | R2AT/R12/4SH     | 38.5    | 98.5  | 5                                                                                   |
| 223.851.4224                                                                      | M42 x 1.5                                                                           | 1 1/2"                                                                             | R2AT/R12/4SH     | 44.5    | 111.0 | 5                                                                                   |

Nuevo

Nuevo

**223.856 - PRE. XTRAFIT® A 90° HEMBRA G. KOMATSU**


|  | R  |  |                  | C       | D    |  |
|-------------------------------------------------------------------------------------|---------------------------------------------------------------------------------------|--------------------------------------------------------------------------------------|------------------|---------|------|---------------------------------------------------------------------------------------|
| Código                                                                              | H. G. Komatsu                                                                         | Espiga                                                                               | Manguera         | Cut off | Drop | Pzas/caja                                                                             |
| 223.856.1404                                                                        | M14 x 1.5                                                                             | 1/4"                                                                                 | R2AT             | 27.7    | 24.2 | 10                                                                                    |
| 223.856.1606                                                                        | M16 x 1.5                                                                             | 3/8"                                                                                 | R2AT/R12/4SP     | 32.0    | 27.0 | 10                                                                                    |
| 223.856.1806                                                                        | M18 x 1.5                                                                             | 3/8"                                                                                 | R2AT/R12/4SP     | 32.0    | 27.0 | 10                                                                                    |
| 223.856.2208                                                                        | M22 x 1.5                                                                             | 1/2"                                                                                 | R2AT/R12/4SP     | 37.4    | 32.4 | 10                                                                                    |
| 223.856.2410                                                                        | M24 x 1.5                                                                             | 5/8"                                                                                 | R2AT/R12/4SP/4SH | 44.0    | 38.5 | 10                                                                                    |
| 223.856.3012                                                                        | M30 x 1.5                                                                             | 3/4"                                                                                 | R2AT/R12/4SP/4SH | 57.9    | 49.9 | 10                                                                                    |
| 223.856.3316                                                                        | M33 x 1.5                                                                             | 1"                                                                                   | R2AT/R12/4SP/4SH | 74.1    | 65.6 | 10                                                                                    |

Nuevo

Nuevo

Nuevo

Nuevo

Nuevo

Nuevo

Nuevo