





## Prearmados STROBBE® XTRAFIT®

### 223.500 - PRE. XTRAFIT® MACHO MÉTRICO DIN 3861 SERIE LIGHT







|  | R  |  | C                | L       |  |           |
|---|---|--|------------------|---------|---|-----------|
| Código  | M. Métrico Light  | Espiga   | Manguera         | Cut off | Long  | Pzas/caja |
| 223.500.1404  | M14 x 1.5 / Tubo 8  | 1/4"   | R2AT             | 22.0    | 47.0  | 20        |
| 223.500.1606  | M16 x 1.5 / Tubo 10   | 3/8"   | R2AT/R12/4SP     | 24.0    | 50.0  | 20        |
| 223.500.1806  | M18 x 1.5 / Tubo 12   | 3/8"   | R2AT/R12/4SP     | 24.0    | 50.0  | 20        |
| 223.500.2208  | M22 x 1.5 / Tubo 15   | 1/2"   | R2AT/R12/4SP     | 26.0    | 62.0  | 20        |
| 223.500.2610  | M26 x 1.5 / Tubo 18   | 5/8"   | R2AT/R12/4SP/4SH | 27.0    | 65.0  | 20        |
| 223.500.3012  | M30 x 2.0 / Tubo 22   | 3/4"   | R2AT/R12/4SP/4SH | 32.5    | 76.0  | 20        |
| 223.500.3616  | M36 x 2.0 / Tubo 28   | 1"   | R2AT/R12/4SP/4SH | 36.0    | 88.0  | 10        |

### 223.510 - PRE. XTRAFIT® HEMBRA G. MÉTRICA DIN 3865 SERIE LIGHT


Incluye O-ring de Nitrilo







|  | R  |  | C                | L       |  |           |
|---|---|--|------------------|---------|---|-----------|
| Código  | H. G. Métrica Light   | Espiga   | Manguera         | Cut off | Long  | Pzas/caja |
| 223.510.1204  | M12 x 1.5 / Tubo 6  | 1/4"   | R2AT             | 22.5    | 47.5  | 20        |
| 223.510.1404  | M14 x 1.5 / Tubo 8  | 1/4"   | R2AT             | 23.5    | 48.5  | 20        |
| 223.510.1606  | M16 x 1.5 / Tubo 10   | 3/8"   | R2AT/R12/4SP     | 25.5    | 51.5  | 20        |
| 223.510.1806  | M18 x 1.5 / Tubo 12   | 3/8"   | R2AT/R12/4SP     | 27.5    | 53.5  | 20        |
| 223.510.2208  | M22 x 1.5 / Tubo 15   | 1/2"   | R2AT/R12/4SP     | 29.5    | 65.5  | 20        |
| 223.510.2610  | M26 x 1.5 / Tubo 18   | 5/8"   | R2AT/R12/4SP/4SH | 30.5    | 68.5  | 20        |
| 223.510.3012  | M30 x 2.0 / Tubo 22   | 3/4"   | R2AT/R12/4SP/4SH | 35.0    | 78.5  | 20        |
| 223.510.3616  | M36 x 2.0 / Tubo 28   | 1"   | R2AT/R12/4SP/4SH | 41.0    | 93.0  | 20        |
| 223.510.4520  | M45 x 2.0 / Tubo 35   | 1 1/4"   | R2AT/R12/4SH     | 41.0    | 101.0   | 5         |
| 223.510.5224  | M52 x 2.0 / Tubo 42   | 1 1/2"   | R2AT/R12/4SH     | 44.5    | 111.0   | 5         |

### 223.516 - PRE. XTRAFIT® A 90° HEMBRA G. MÉTRICA DIN 3865 SERIE LIGHT

Incluye O-ring de Nitrilo



|  | R  |  | C                | D       |  |           |
|---|---|--|------------------|---------|---|-----------|
| Código  | H. G. Métrica Light   | Espiga   | Manguera         | Cut off | Drop  | Pzas/caja |
| 223.516.1404  | M14 x 1.5 / Tubo 8  | 1/4"   | R2AT             | 27.7    | 31.2  | 20        |
| 223.516.1606  | M16 x 1.5 / Tubo 10   | 3/8"   | R2AT/R12/4SP     | 32.0    | 33.5  | 20        |
| 223.516.1806  | M18 x 1.5 / Tubo 12   | 3/8"   | R2AT/R12/4SP     | 32.0    | 35.5  | 20        |
| 223.516.2208  | M22 x 1.5 / Tubo 15   | 1/2"   | R2AT/R12/4SP     | 37.3    | 41.3  | 20        |
| 223.516.2610  | M26 x 1.5 / Tubo 18   | 5/8"   | R2AT/R12/4SP/4SH | 44.0    | 50.5  | 10        |
| 223.516.3012  | M30 x 2.0 / Tubo 22   | 3/4"   | R2AT/R12/4SP/4SH | 57.9    | 56.9  | 10        |
| 223.516.3616  | M36 x 2.0 / Tubo 28   | 1"   | R2AT/R12/4SP/4SH | 74.1    | 71.6  | 10        |