





## Prearmados STROBBE® XTRAFIT®

### 223.300 - PRE. XTRAFIT® BRIDA CODE 61

Incluye O-ring de Nitrilo







			C	L			
Código	Code 61	De	Espiga	Manguera	Cut off	Long	Pzas/caja
223.300.0808	1/2"	30.2	1/2"	R2AT/R12/4SP	46.0	82.0	10
223.300.1010	KOM. 5/8"	34.0	5/8"	R2AT/R12/4SP/4SH	48.0	86.0	10
223.300.1208	3/4"	38.1	1/2"	R2AT/R12/4SP	47.0	83.0	10
223.300.1212	3/4"	38.1	3/4"	R2AT/R12/4SP/4SH	51.5	95.0	20
223.300.1612	1"	44.4	3/4"	R2AT/R12/4SP/4SH	51.5	95.0	10
223.300.1616	1"	44.4	1"	R2AT/R12/4SP/4SH	60.0	112.0	20
223.300.1620	1"	44.4	1 1/4"	R2AT/R12/4SH	61.0	121.0	10
223.300.2016	1 1/4"	50.8	1"	R2AT/R12/4SP/4SH	60.0	112.0	10
223.300.2020	1 1/4"	50.8	1 1/4"	R2AT/R12/4SH	76.0	136.0	10
223.300.2420	1 1/2"	60.3	1 1/4"	R2AT/R12/4SH	78.0	138.0	5
223.300.2424	1 1/2"	60.3	1 1/2"	R2AT/R12/4SH	78.5	145.0	5
223.300.3224	2"	71.4	1 1/2"	R2AT/R12/4SH	78.5	145.0	4
223.300.3232	2"	71.4	2"	R2AT/R12/4SH	82.0	160.0	4

### 223.301 - PRE. XTRAFIT® A 22° BRIDA CODE 61

Incluye O-ring de Nitrilo







			C	D			
Código	Code 61	De	Espiga	Manguera	Cut off	Drop	Pzas/caja
223.301.1212	3/4"	38.1	3/4"	R2AT/R12/4SP/4SH	74.1	13.1	10
223.301.1612	1"	44.4	3/4"	R2AT/R12/4SP/4SH	74.1	13.1	10
223.301.1616	1"	44.4	1"	R2AT/R12/4SP/4SH	87.8	14.1	10
223.301.2016	1 1/4"	50.8	1"	R2AT/R12/4SP/4SH	88.7	14.5	5
223.301.2020	1 1/4"	50.8	1 1/4"	R2AT/R12/4SH	93.7	14.1	5

### 223.303 - PRE. XTRAFIT® A 45° BRIDA CODE 61

Incluye O-ring de Nitrilo



			C	D			
Código	Code 61	De	Espiga	Manguera	Cut off	Drop	Pzas/caja
223.303.0808	1/2"	30.2	1/2"	R2AT/R12/4SP	50.8	21.4	10
223.303.1208	3/4"	38.1	1/2"	R2AT/R12/4SP	51.5	22.1	10
223.303.1212	3/4"	38.1	3/4"	R2AT/R12/4SP/4SH	71.5	28.8	10
223.303.1612	1"	44.4	3/4"	R2AT/R12/4SP/4SH	71.5	28.8	10
223.303.1616	1"	44.4	1"	R2AT/R12/4SP/4SH	80.3	27.0	10
223.303.2016	1 1/4"	50.8	1"	R2AT/R12/4SP/4SH	81.0	27.7	5
223.303.2020	1 1/4"	50.8	1 1/4"	R2AT/R12/4SH	97.7	33.4	5
223.303.2420	1 1/2"	60.3	1 1/4"	R2AT/R12/4SH	99.2	34.9	5
223.303.2424	1 1/2"	60.3	1 1/2"	R2AT/R12/4SH	114.4	38.1	5
223.303.3224	2"	71.4	1 1/2"	R2AT/R12/4SH	115.1	38.8	4
223.303.3232	2"	71.4	2"	R2AT/R12/4SH	141.8	53.2	4