















**223.216 - PRE. XTRAFIT® A 90° HEMBRA G. ASIENTO PLANO**


	R 			C	D		
Código	H. G. A. Plano		Espiga	Manguera	Cut off	Drop	Pzas/caja
223.216.0404	1/4"	9/16" - 18	1/4"	R2AT	27.7	21.7	20
223.216.0604	3/8"	11/16" - 16	1/4"	R2AT	27.7	23.7	20
223.216.0606	3/8"	11/16" - 16	3/8"	R2AT/R12/4SP	32.0	24.0	20
223.216.0806	1/2"	13/16" - 16	3/8"	R2AT/R12/4SP	32.0	26.5	20
223.216.0808	1/2"	13/16" - 16	1/2"	R2AT/R12/4SP	37.4	28.9	20
223.216.1008	5/8"	1" - 14	1/2"	R2AT/R12/4SP	37.4	31.9	20
223.216.1010	5/8"	1" - 14	5/8"	R2AT/R12/4SP/4SH	44.0	32.5	20
223.216.1208	3/4"	1 3/16" - 12	1/2"	R2AT/R12/4SP	37.4	32.9	10
223.216.1210	3/4"	1 3/16" - 12	5/8"	R2AT/R12/4SP/4SH	44.0	35.5	10
223.216.1212	3/4"	1 3/16" - 12	3/4"	R2AT/R12/4SP/4SH	57.9	47.9	20
223.216.1612	1"	1 7/16" - 12	3/4"	R2AT/R12/4SP/4SH	57.9	48.4	10
223.216.1616	1"	1 7/16" - 12	1"	R2AT/R12/4SP/4SH	74.1	56.1	20
223.216.2016	1 1/4"	1 11/16" - 12	1"	R2AT/R12/4SP/4SH	74.1	57.6	5
223.216.2020	1 1/4"	1 11/16" - 12	1 1/4"	R2AT/R12/4SH	89.0	64.0	5
223.216.2424	1 1/2"	2" - 12	1 1/2"	R2AT/R12/4SH	107.5	81.5	5

**223.226 - PRE. XTRAFIT® A 90° MEDIUM HEMBRA G. ASIENTO PLANO**


	R 			C	D		
Código	H. G. A. Plano		Espiga	Manguera	Cut off	Drop	Pzas/caja
223.226.0606	3/8"	11/16" - 16	3/8"	R2AT/R12/4SP	32.0	38.0	10
223.226.0808	1/2"	13/16" - 16	1/2"	R2AT/R12/4SP	37.4	40.9	10
223.226.1010	5/8"	1" - 14	5/8"	R2AT/R12/4SP/4SH	44.0	47.0	10
223.226.1212	3/4"	1 3/16" - 12	3/4"	R2AT/R12/4SP/4SH	57.9	57.9	10
223.226.1616	1"	1 7/16" - 12	1"	R2AT/R12/4SP/4SH	74.1	71.1	10

**223.236 - PRE. XTRAFIT® A 90° LARGA HEMBRA G. ASIENTO PLANO**


	R 			C	D		
Código	H. G. A. Plano		Espiga	Manguera	Cut off	Drop	Pzas/caja
223.236.0404	1/4"	9/16" - 18	1/4"	R2AT	27.7	46.2	10
223.236.0606	3/8"	11/16" - 16	3/8"	R2AT/R12/4SP	32.0	54.0	10
223.236.0808	1/2"	13/16" - 16	1/2"	R2AT/R12/4SP	37.4	63.9	10
223.236.1008	5/8"	1" - 14	1/2"	R2AT/R12/4SP	37.4	64.9	10
223.236.1010	5/8"	1" - 14	5/8"	R2AT/R12/4SP/4SH	44.0	70.0	10
223.236.1212	3/4"	1 3/16" - 12	3/4"	R2AT/R12/4SP/4SH	57.9	95.9	10
223.236.1612	1"	1 7/16" - 12	3/4"	R2AT/R12/4SP/4SH	57.9	96.4	10
223.236.1616	1"	1 7/16" - 12	1"	R2AT/R12/4SP/4SH	74.1	114.1	10