







Prearmados STROBBE® XTRAFIT®





223.123 - PRE. XTRAFIT® A 45° HEMBRA G. JIC



	R 				C	D	
Código	H. G. JIC		Espiga	Manguera	Cut off	Drop	Pzas/caja
223.123.0404	1/4"	7/16" - 20	1/4"	R2AT	33.3	11.3	20
223.123.0606	3/8"	9/16" - 18	3/8"	R2AT/R12/4SP	37.3	12.4	20
223.123.0806	1/2"	3/4" - 16	3/8"	R2AT/R12/4SP	38.4	13.4	20
223.123.0808	1/2"	3/4" - 16	1/2"	R2AT/R12/4SP	42.8	14.4	20
223.123.1008	5/8"	7/8" - 14	1/2"	R2AT/R12/4SP	43.1	14.8	20
223.123.1010	5/8"	7/8" - 14	5/8"	R2AT/R12/4SP/4SH	48.7	15.8	20
223.123.1210	3/4"	1 1/16" - 12	5/8"	R2AT/R12/4SP/4SH	50.8	17.9	10
223.123.1212	3/4"	1 1/16" - 12	3/4"	R2AT/R12/4SP/4SH	64.4	22.5	10
223.123.1612	1"	1 5/16" - 12	3/4"	R2AT/R12/4SP/4SH	65.4	23.6	10
223.123.1616	1"	1 5/16" - 12	1"	R2AT/R12/4SP/4SH	76.7	24.3	10
223.123.2020	1 1/4"	1 5/8" - 12	1 1/4"	R2AT/R12/4SH	99.2	36.5	10
223.123.2424	1 1/2"	1 7/8" - 12	1 1/2"	R2AT/R12/4SH	119.4	44.7	5
223.123.3232	2"	2 1/2" - 12	2"	R2AT/R12/4SH	141.8	53.2	5

223.126 - PRE. XTRAFIT® A 90° HEMBRA G. JIC



	R 				C	D	
Código	H. G. JIC		Espiga	Manguera	Cut off	Drop	Pzas/caja
223.126.0404	1/4"	7/16" - 20	1/4"	R2AT	27.7	21.7	20
223.126.0504	5/16"	1/2" - 20	1/4"	R2AT	27.7	21.7	20
223.126.0606	3/8"	9/16" - 18	3/8"	R2AT/R12/4SP	32.0	24.5	20
223.126.0806	1/2"	3/4" - 16	3/8"	R2AT/R12/4SP	32.0	26.0	20
223.126.0808	1/2"	3/4" - 16	1/2"	R2AT/R12/4SP	37.4	29.4	20
223.126.1008	5/8"	7/8" - 14	1/2"	R2AT/R12/4SP	37.4	29.9	20
223.126.1010	5/8"	7/8" - 14	5/8"	R2AT/R12/4SP/4SH	44.0	33.5	20
223.126.1208	3/4"	1 1/16" - 12	1/2"	R2AT/R12/4SP	37.4	32.9	10
223.126.1210	3/4"	1 1/16" - 12	5/8"	R2AT/R12/4SP/4SH	44.0	36.5	10
223.126.1212	3/4"	1 1/16" - 12	3/4"	R2AT/R12/4SP/4SH	57.9	47.9	20
223.126.1612	1"	1 5/16" - 12	3/4"	R2AT/R12/4SP/4SH	57.9	49.4	10
223.126.1616	1"	1 5/16" - 12	1"	R2AT/R12/4SP/4SH	74.1	56.1	20
223.126.2020	1 1/4"	1 5/8" - 12	1 1/4"	R2AT/R12/4SH	89.0	78.0	10
223.126.2424	1 1/2"	1 7/8" - 12	1 1/2"	R2AT/R12/4SH	107.5	96.0	5
223.126.3232	2"	2 1/2" - 12	2"	R2AT/R12/4SH	133.5	120.0	4