





Prearmados STROBBE® XTRAFIT®





223.040 - PRE. XTRAFIT® MACHO NPT




	R 			C	L		
	Código	M. NPT					Espiga
223.040.0204	1/8"	1/8" - 27	1/4"	R2AT	22.0	47.0	50
223.040.0404	1/4"	1/4" - 18	1/4"	R2AT	27.0	52.0	50
223.040.0406	1/4"	1/4" - 18	3/8"	R2AT/R12/4SP	28.0	54.0	20
223.040.0604	3/8"	3/8" - 18	1/4"	R2AT	28.0	53.0	20
223.040.0606	3/8"	3/8" - 18	3/8"	R2AT/R12/4SP	28.0	54.0	50
223.040.0608	3/8"	3/8" - 18	1/2"	R2AT/R12/4SP	29.0	65.0	20
223.040.0806	1/2"	1/2" - 14	3/8"	R2AT/R12/4SP	34.0	60.0	20
223.040.0808	1/2"	1/2" - 14	1/2"	R2AT/R12/4SP	34.0	70.0	50
223.040.0810	1/2"	1/2" - 14	5/8"	R2AT/R12/4SP/4SH	35.0	73.0	20
223.040.1210	3/4"	3/4" - 14	5/8"	R2AT/R12/4SP/4SH	36.0	74.0	20
223.040.1212	3/4"	3/4" - 14	3/4"	R2AT/R12/4SP/4SH	38.5	82.0	20
223.040.1216	3/4"	3/4" - 14	1"	R2AT/R12/4SP/4SH	42.0	94.0	10
223.040.1612	1"	1" - 11 1/2	3/4"	R2AT/R12/4SP/4SH	45.5	89.0	10
223.040.1616	1"	1" - 11 1/2	1"	R2AT/R12/4SP/4SH	47.0	99.0	20
223.040.2020	1 1/4"	1 1/4" - 11 1/2	1 1/4"	R2AT/R12/4SH	50.0	110.0	10
223.040.2424	1 1/2"	1 1/2" - 11 1/2	1 1/2"	R2AT/R12/4SH	54.5	121.0	5
223.040.3232	2"	2" - 11 1/2	2"	R2AT/R12/4SH	59.0	137.0	5





223.070 - PRE. XTRAFIT® HEMBRA G. NPS



	R 			C	L		
	Código	H. G. NPS					Espiga
223.070.0404	1/4"	1/4" - 18	1/4"	R2AT	20.0	45.0	20
223.070.0606	3/8"	3/8" - 18	3/8"	R2AT/R12/4SP	21.5	47.5	20
223.070.0808	1/2"	1/2" - 14	1/2"	R2AT/R12/4SP	24.0	60.0	20
223.070.1212	3/4"	3/4" - 14	3/4"	R2AT/R12/4SP/4SH	29.0	72.5	20
223.070.1616	1"	1" - 11 1/2	1"	R2AT/R12/4SP/4SH	31.5	83.5	10
223.070.2020	1 1/4"	1 1/4" - 11 1/2	1 1/4"	R2AT/R12/4SH	37.5	97.5	10
223.070.2424	1 1/2"	1 1/2" - 11 1/2	1 1/2"	R2AT/R12/4SH	38.0	104.5	5
223.070.3232	2"	2" - 11 1/2	2"	R2AT/R12/4SH	41.5	119.5	5

223.076 - PRE. XTRAFIT® A 90° HEMBRA G. NPS



	R 			C	D		
	Código	H. G. NPS					Espiga
223.076.0404	1/4"	1/4" - 18	1/4"	R2AT	27.7	25.7	20
223.076.0606	3/8"	3/8" - 18	3/8"	R2AT/R12/4SP	32.0	29.0	20
223.076.0808	1/2"	1/2" - 14	1/2"	R2AT/R12/4SP	37.4	35.9	20
223.076.1212	3/4"	3/4" - 14	3/4"	R2AT/R12/4SP/4SH	57.9	52.9	10
223.076.1616	1"	1" - 11 1/2	1"	R2AT/R12/4SP/4SH	74.1	64.1	10