





210.510 - PRE. MEGAFIT® HEMBRA G. MÉTRICA DIN 3865 SERIE LIGHT

Incluye O-ring de Nitrilo







	R 		C	L		
Código	H. G. Métrica Light	Espiga	Manguera	Cut off	Long	Pzas/caja
210.510.1204	M12 x 1.5 / Tubo 6	1/4"	R1AT/R2AT	21.0	46.5	20
210.510.1404	M14 x 1.5 / Tubo 8	1/4"	R1AT/R2AT	25.5	51.0	20
210.510.1604	M16 x 1.5 / Tubo 10	1/4"	R1AT/R2AT	26.5	52.0	20
210.510.1606	M16 x 1.5 / Tubo 10	3/8"	R1AT/R2AT/R12	27.0	54.0	20
210.510.1806	M18 x 1.5 / Tubo 12	3/8"	R1AT/R2AT/R12	27.0	54.0	20
210.510.2208	M22 x 1.5 / Tubo 15	1/2"	R1AT/R2AT/R12	31.0	61.0	20
210.510.2610	M26 x 1.5 / Tubo 18	5/8"	R1AT/R2AT/R12	31.5	64.5	20
210.510.3012	M30 x 2.0 / Tubo 22	3/4"	R1AT/R2AT/R12	35.0	71.0	20
210.510.3612	M36 x 2.0 / Tubo 28	3/4"	R1AT/R2AT/R12	36.5	72.5	20
210.510.3616	M36 x 2.0 / Tubo 28	1"	R1AT/R2AT/R12	37.0	84.0	20

210.516 - PRE. MEGAFIT® A 90° HEMBRA G. MÉTRICA DIN 3865 SERIE LIGHT

Incluye O-ring de Nitrilo



	R 		C	D		
Código	H. G. Métrica Light	Espiga	Manguera	Cut off	Drop	Pzas/caja
210.516.1204	M12 x 1.5 / Tubo 6	1/4"	R1AT/R2AT	26.2	29.7	20
210.516.1404	M14 x 1.5 / Tubo 8	1/4"	R1AT/R2AT	29.2	32.0	20
210.516.1604	M16 x 1.5 / Tubo 10	1/4"	R1AT/R2AT	29.2	32.7	20
210.516.1606	M16 x 1.5 / Tubo 10	3/8"	R1AT/R2AT/R12	33.0	36.0	20
210.516.1806	M18 x 1.5 / Tubo 12	3/8"	R1AT/R2AT/R12	33.0	36.0	20
210.516.2208	M22 x 1.5 / Tubo 15	1/2"	R1AT/R2AT/R12	38.9	40.1	20
210.516.2610	M26 x 1.5 / Tubo 18	5/8"	R1AT/R2AT/R12	43.5	48.5	20
210.516.3012	M30 x 2.0 / Tubo 22	3/4"	R1AT/R2AT/R12	53.9	54.9	20
210.516.3616	M36 x 2.0 / Tubo 28	1"	R1AT/R2AT/R12	67.1	67.3	20