






Prearmados STROBBE® MEGAFIT®





210.123 - PRE. MEGAFIT® A 45° HEMBRA G. JIC




	R 				C	D		
	Código	H. G. JIC		Espiga	Manguera	Cut off	Drop	Pzas/caja
	210.123.0404	1/4"	7/16" - 20	1/4"	R1AT/R2AT	32.2	11.3	20
	210.123.0606	3/8"	9/16" - 18	3/8"	R1AT/R2AT/R12	35.7	12.4	20
	210.123.0808	1/2"	3/4" - 16	1/2"	R1AT/R2AT/R12	42.0	14.4	20
	210.123.1008	5/8"	7/8" - 14	1/2"	R1AT/R2AT/R12	41.6	14.8	10
	210.123.1010	5/8"	7/8" - 14	5/8"	R1AT/R2AT/R12	46.9	15.8	10
	210.123.1212	3/4"	1 1/16" - 12	3/4"	R1AT/R2AT/R12	57.5	22.5	20
	210.123.1616	1"	1 5/16" - 12	1"	R1AT/R2AT/R12	70.4	24.3	10





210.126 - PRE. MEGAFIT® A 90° HEMBRA G. JIC



	R 				C	D		
	Código	H. G. JIC		Espiga	Manguera	Cut off	Drop	Pzas/caja
	210.126.0404	1/4"	7/16" - 20	1/4"	R1AT/R2AT	26.2	21.7	20
	210.126.0604	3/8"	9/16" - 18	1/4"	R1AT/R2AT	26.2	22.2	20
	210.126.0606	3/8"	9/16" - 18	3/8"	R1AT/R2AT/R12	30.0	24.5	20
	210.126.0806	1/2"	3/4" - 16	3/8"	R1AT/R2AT/R12	30.0	26.0	20
	210.126.0808	1/2"	3/4" - 16	1/2"	R1AT/R2AT/R12	35.9	29.4	20
	210.126.1008	5/8"	7/8" - 14	1/2"	R1AT/R2AT/R12	35.9	29.9	10
	210.126.1010	5/8"	7/8" - 14	5/8"	R1AT/R2AT/R12	41.5	33.5	10
	210.126.1210	3/4"	1 1/16" - 12	5/8"	R1AT/R2AT/R12	41.5	36.0	20
	210.126.1212	3/4"	1 1/16" - 12	3/4"	R1AT/R2AT/R12	53.9	47.9	20
	210.126.1612	1"	1 5/16" - 12	3/4"	R1AT/R2AT/R12	53.9	49.4	10
	210.126.1616	1"	1 5/16" - 12	1"	R1AT/R2AT/R12	67.1	56.1	10

210.146 - PRE. MEGAFIT® A 90° LARGA HEMBRA G. JIC



	R 				C	D		
	Código	H. G. JIC		Espiga	Manguera	Cut off	Drop	Pzas/caja
	210.146.0404	1/4"	7/16" - 20	1/4"	R1AT/R2AT	26.2	45.7	20
	210.146.0606	3/8"	9/16" - 18	3/8"	R1AT/R2AT/R12	30.0	54.0	20
	210.146.0808	1/2"	3/4" - 16	1/2"	R1AT/R2AT/R12	35.9	63.4	20
	210.146.1008	5/8"	7/8" - 14	1/2"	R1AT/R2AT/R12	35.9	63.9	20
	210.146.1010	5/8"	7/8" - 14	5/8"	R1AT/R2AT/R12	41.5	70.0	20
	210.146.1212	3/4"	1 1/16" - 12	3/4"	R1AT/R2AT/R12	53.9	95.9	20
	210.146.1616	1"	1 5/16" - 12	1"	R1AT/R2AT/R12	67.1	114.1	10