













**210.100 - PRE. MEGAFIT® MACHO JIC**


	 				C	L	
	Código	M. JIC	Espiga	Manguera			
210.100.0404	1/4"	7/16" - 20	1/4"	R1AT/R2AT	24.5	50.0	50
210.100.0604	3/8"	9/16" - 18	1/4"	R1AT/R2AT	26.5	52.0	20
210.100.0606	3/8"	9/16" - 18	3/8"	R1AT/R2AT/R12	27.0	54.0	50
210.100.0806	1/2"	3/4" - 16	3/8"	R1AT/R2AT/R12	29.5	56.5	50
210.100.0808	1/2"	3/4" - 16	1/2"	R1AT/R2AT/R12	30.0	60.0	50
210.100.1008	5/8"	7/8" - 14	1/2"	R1AT/R2AT/R12	34.0	64.0	50
210.100.1010	5/8"	7/8" - 14	5/8"	R1AT/R2AT/R12	34.0	67.0	50
210.100.1208	3/4"	1 1/16" - 12	1/2"	R1AT/R2AT/R12	37.5	67.5	20
210.100.1210	3/4"	1 1/16" - 12	5/8"	R1AT/R2AT/R12	37.5	70.5	20
210.100.1212	3/4"	1 1/16" - 12	3/4"	R1AT/R2AT/R12	38.5	74.5	20
210.100.1612	1"	1 5/16" - 12	3/4"	R1AT/R2AT/R12	41.5	77.5	20
210.100.1616	1"	1 5/16" - 12	1"	R1AT/R2AT/R12	42.0	89.0	20

**210.121 - PRE. MEGAFIT® HX HEMBRA G. JIC**


	 				C	L	
	Código	H. G. JIC	Espiga	Manguera			
210.121.0404	1/4"	7/16" - 20	1/4"	R1AT/R2AT	20.0	45.5	20
210.121.0606	3/8"	9/16" - 18	3/8"	R1AT/R2AT/R12	22.0	49.0	20
210.121.0806	1/2"	3/4" - 16	3/8"	R1AT/R2AT/R12	25.0	52.0	20
210.121.0808	1/2"	3/4" - 16	1/2"	R1AT/R2AT/R12	25.5	55.5	20
210.121.1008	5/8"	7/8" - 14	1/2"	R1AT/R2AT/R12	27.0	57.0	20
210.121.1010	5/8"	7/8" - 14	5/8"	R1AT/R2AT/R12	27.0	60.0	20
210.121.1212	3/4"	1 1/16" - 12	3/4"	R1AT/R2AT/R12	29.0	65.0	20
210.121.1616	1"	1 5/16" - 12	1"	R1AT/R2AT/R12	32.5	79.5	10

**210.120 - PRE. MEGAFIT® HEMBRA G. JIC**


	 				C	L	
	Código	H. G. JIC	Espiga	Manguera			
210.120.0404	1/4"	7/16" - 20	1/4"	R1AT/R2AT	15.0	40.5	20
210.120.0504	5/16"	1/2" - 20	1/4"	R1AT/R2AT	15.0	40.5	20
210.120.0604	3/8"	9/16" - 18	1/4"	R1AT/R2AT	16.5	42.0	50
210.120.0606	3/8"	9/16" - 18	3/8"	R1AT/R2AT/R12	16.0	43.0	50
210.120.0806	1/2"	3/4" - 16	3/8"	R1AT/R2AT/R12	18.5	45.5	50
210.120.0808	1/2"	3/4" - 16	1/2"	R1AT/R2AT/R12	19.0	49.0	50
210.120.1008	5/8"	7/8" - 14	1/2"	R1AT/R2AT/R12	20.0	50.0	20
210.120.1010	5/8"	7/8" - 14	5/8"	R1AT/R2AT/R12	20.0	53.0	20
210.120.1208	3/4"	1 1/16" - 12	1/2"	R1AT/R2AT/R12	20.0	50.0	20
210.120.1210	3/4"	1 1/16" - 12	5/8"	R1AT/R2AT/R12	22.0	55.0	20
210.120.1212	3/4"	1 1/16" - 12	3/4"	R1AT/R2AT/R12	21.0	57.0	20
210.120.1612	1"	1 5/16" - 12	3/4"	R1AT/R2AT/R12	23.5	59.5	20
210.120.1616	1"	1 5/16" - 12	1"	R1AT/R2AT/R12	24.0	71.0	20
210.120.2020	1 1/4"	1 5/8" - 12	1 1/4"	R1AT/R2AT/R12	26.0	79.0	10
210.120.2424	1 1/2"	1 7/8" - 12	1 1/2"	R1AT/R2AT/R12	28.0	90.0	10
210.120.3232	2"	2 1/2" - 12	2"	R1AT/R2AT/R12	32.5	98.5	10