





## 100.200 - ESPIGA MEGAFIT® MACHO ASIENTO PLANO





Incluye O-ring de Nitrilo



|  | R  |              |  | C       | L    |  |
|---|---|--------------|--|---------|------|---|
| Código  | M. A. Plano   |              | Espiga   | Cut off | Long | Pzas/caja   |
| 100.200.0404  | 1/4"  | 9/16" - 18   | 1/4"   | 20.5    | 46.0 | 20  |
| 100.200.0604  | 3/8"  | 11/16" - 16  | 1/4"   | 23.0    | 48.5 | 20  |
| 100.200.0606  | 3/8"  | 11/16" - 16  | 3/8"   | 23.5    | 50.5 | 20  |
| 100.200.0806  | 1/2"  | 13/16" - 16  | 3/8"   | 26.0    | 53.0 | 20  |
| 100.200.0808  | 1/2"  | 13/16" - 16  | 1/2"   | 26.5    | 56.5 | 20  |
| 100.200.1008  | 5/8"  | 1" - 14      | 1/2"   | 30.0    | 60.0 | 20  |
| 100.200.1010  | 5/8"  | 1" - 14      | 5/8"   | 30.0    | 63.0 | 20  |
| 100.200.1210  | 3/4"  | 1 3/16" - 12 | 5/8"   | 32.5    | 65.5 | 20  |
| 100.200.1212  | 3/4"  | 1 3/16" - 12 | 3/4"   | 33.5    | 69.5 | 20  |
| 100.200.1612  | 1"  | 1 7/16" - 12 | 3/4"   | 36.0    | 72.0 | 20  |
| 100.200.1616  | 1"  | 1 7/16" - 12 | 1"   | 36.5    | 83.5 | 20  |

## 100.210 - ESPIGA MEGAFIT® HEMBRA G. ASIENTO PLANO



|  | R  |               |  | C       | L    |  |
|---|---|---------------|--|---------|------|---|
| Código  | H. G. A. Plano  |               | Espiga   | Cut off | Long | Pzas/caja   |
| 100.210.0404  | 1/4"  | 9/16" - 18    | 1/4"   | 23.5    | 49.0 | 100   |
| 100.210.0406  | 1/4"  | 9/16" - 18    | 3/8"   | 24.0    | 51.0 | 20  |
| 100.210.0604  | 3/8"  | 11/16" - 16   | 1/4"   | 28.0    | 53.5 | 20  |
| 100.210.0606  | 3/8"  | 11/16" - 16   | 3/8"   | 28.5    | 55.5 | 100   |
| 100.210.0608  | 3/8"  | 11/16" - 16   | 1/2"   | 29.5    | 59.5 | 20  |
| 100.210.0806  | 1/2"  | 13/16" - 16   | 3/8"   | 30.5    | 57.5 | 50  |
| 100.210.0808  | 1/2"  | 13/16" - 16   | 1/2"   | 31.0    | 61.0 | 100   |
| 100.210.0810  | 1/2"  | 13/16" - 16   | 5/8"   | 31.5    | 64.5 | 20  |
| 100.210.1008  | 5/8"  | 1" - 14       | 1/2"   | 36.0    | 66.0 | 50  |
| 100.210.1010  | 5/8"  | 1" - 14       | 5/8"   | 36.0    | 69.0 | 50  |
| 100.210.1012  | 5/8"  | 1" - 14       | 3/4"   | 37.0    | 73.0 | 20  |
| 100.210.1208  | 3/4"  | 1 3/16" - 12  | 1/2"   | 36.0    | 66.0 | 20  |
| 100.210.1210  | 3/4"  | 1 3/16" - 12  | 5/8"   | 36.5    | 69.5 | 20  |
| 100.210.1212  | 3/4"  | 1 3/16" - 12  | 3/4"   | 37.5    | 73.5 | 50  |
| 100.210.1216  | 3/4"  | 1 3/16" - 12  | 1"   | 38.5    | 85.5 | 20  |
| 100.210.1612  | 1"  | 1 7/16" - 12  | 3/4"   | 40.0    | 76.0 | 20  |
| 100.210.1616  | 1"  | 1 7/16" - 12  | 1"   | 40.5    | 87.5 | 50  |
| 100.210.2016  | 1 1/4"  | 1 11/16" - 12 | 1"   | 42.5    | 89.5 | 5   |
| 100.210.2020  | 1 1/4"  | 1 11/16" - 12 | 1 1/4"   | 43.5    | 96.5 | 10  |