






Conectores STROBBE® MEGAFIT®





100.121 - ESIPIGA MEGAFIT® HX HEMBRA G. JIC



	R 		C	L		
Código	H. G. JIC	Espiga	Cut off	Long	Pzas/caja	
100.121.0404	1/4"	7/16" - 20	1/4"	20.0	45.5	50
100.121.0606	3/8"	9/16" - 18	3/8"	22.0	49.0	50
100.121.0806	1/2"	3/4" - 16	3/8"	25.0	52.0	50
100.121.0808	1/2"	3/4" - 16	1/2"	25.5	55.5	50
100.121.1008	5/8"	7/8" - 14	1/2"	27.0	57.0	50
100.121.1010	5/8"	7/8" - 14	5/8"	27.0	60.0	50
100.121.1212	3/4"	1 1/16" - 12	3/4"	29.0	65.0	20
100.121.1616	1"	1 5/16" - 12	1"	32.5	79.5	20
100.121.2020	1 1/4"	1 5/8" - 12	1 1/4"	35.5	88.5	10
100.121.2424	1 1/2"	1 7/8" - 12	1 1/2"	40.0	102.0	5
100.121.3232	2"	2 1/2" - 12	2"	45.5	111.5	5

100.120 - ESIPIGA MEGAFIT® HEMBRA G. JIC



	R 		C	L		
Código	H. G. JIC	Espiga	Cut off	Long	Pzas/caja	
100.120.0403	1/4"	7/16" - 20	3/16"	15.0	36.0	50
100.120.0404	1/4"	7/16" - 20	1/4"	15.0	40.5	100
100.120.0405	1/4"	7/16" - 20	5/16"	15.0	40.5	50
100.120.0406	1/4"	7/16" - 20	3/8"	15.5	42.5	50
100.120.0504	5/16"	1/2" - 20	1/4"	15.0	40.5	50
100.120.0505	5/16"	1/2" - 20	5/16"	15.0	40.5	50
100.120.0506	5/16"	1/2" - 20	3/8"	15.5	42.5	50
100.120.0604	3/8"	9/16" - 18	1/4"	16.5	42.0	100
100.120.0605	3/8"	9/16" - 18	5/16"	15.5	41.0	50
100.120.0606	3/8"	9/16" - 18	3/8"	16.0	43.0	100
100.120.0608	3/8"	9/16" - 18	1/2"	17.0	47.0	50
100.120.0806	1/2"	3/4" - 16	3/8"	18.5	45.5	100
100.120.0808	1/2"	3/4" - 16	1/2"	19.0	49.0	100
100.120.0810	1/2"	3/4" - 16	5/8"	19.5	52.5	20
100.120.1006	5/8"	7/8" - 14	3/8"	19.5	46.5	20
100.120.1008	5/8"	7/8" - 14	1/2"	20.0	50.0	100
100.120.1010	5/8"	7/8" - 14	5/8"	20.0	53.0	100
100.120.1012	5/8"	7/8" - 14	3/4"	21.0	57.0	20
100.120.1208	3/4"	1 1/16" - 12	1/2"	22.0	52.0	20
100.120.1210	3/4"	1 1/16" - 12	5/8"	22.0	55.0	50
100.120.1212	3/4"	1 1/16" - 12	3/4"	21.0	57.0	100
100.120.1216	3/4"	1 1/16" - 12	1"	22.0	69.0	20
100.120.1412	7/8"	1 3/16" - 12	3/4"	23.0	59.0	20
100.120.1612	1"	1 5/16" - 12	3/4"	23.5	59.5	20
100.120.1616	1"	1 5/16" - 12	1"	24.0	71.0	50
100.120.2016	1 1/4"	1 5/8" - 12	1"	25.0	72.0	10
100.120.2020	1 1/4"	1 5/8" - 12	1 1/4"	26.0	79.0	20
100.120.2420	1 1/2"	1 7/8" - 12	1 1/4"	28.0	81.0	5
100.120.2424	1 1/2"	1 7/8" - 12	1 1/2"	28.0	90.0	10
100.120.3232	2"	2 1/2" - 12	2"	32.5	98.5	10